

Our Purpose O Mātou Whāinga: To effectively regulate the legitimate possession and use of firearms to keep all communities safe

This monthly dashboard summarises key data points for Te Tari Pūreke – Firearms Safety Authority. It includes key metrics and demographics, which supports us in monitoring the regulatory system in which we operate.

Active individual firearms licence holders by Police District

Police District	Licences
NORTHLAND	12,820
WAITEMATA	14,231
AUCKLAND CITY	5,334
COUNTIES MANUKAU	10,969
WAIKATO	21,540
BAY OF PLENTY	24,225
EASTERN	14,943
CENTRAL	25,507
WELLINGTON	15,134
TASMAN	18,722
CANTERBURY	35,120
SOUTHERN	31,765
OVERSEAS	840
NON-GEOCODED	183
TOTAL	231,333

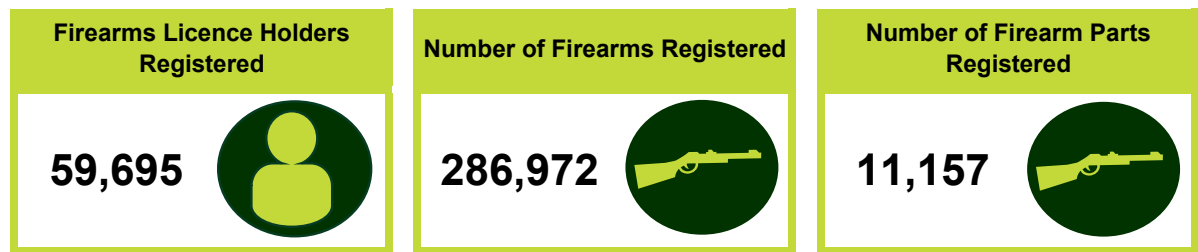
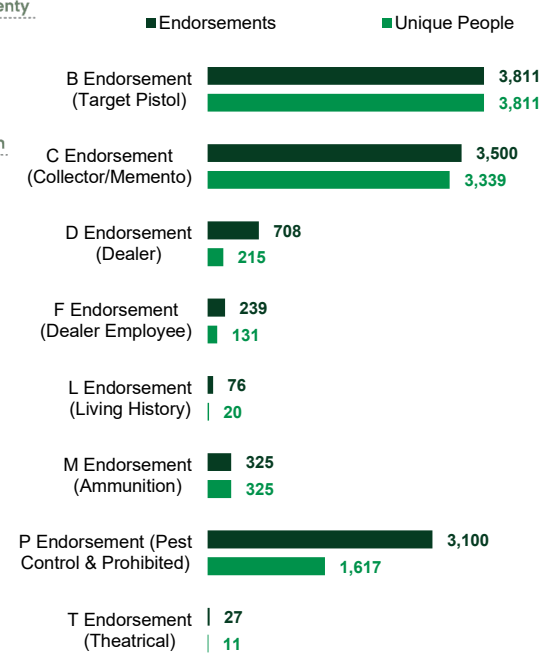
Active Firearms dealers by Police District

Police District	Licences
NORTHLAND	22
WAITEMATA	26
AUCKLAND CITY	22
COUNTIES MANUKAU	22
WAIKATO	32
BAY OF PLENTY	53
EASTERN	24
CENTRAL	44
WELLINGTON	31
TASMAN	29
CANTERBURY	70
SOUTHERN	51
OVERSEAS	0
NON-GEOCODED	3
TOTAL	429



Active Endorsements by type

For a detailed breakdown of each endorsement type, refer to the 'Active endorsements by type' worksheet in the Firearms Summary Report.

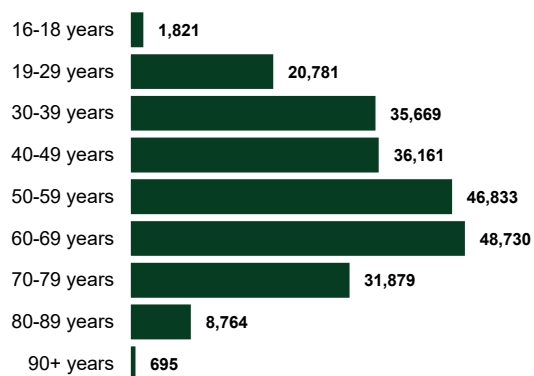


Applications completed and suspensions and revocations processed in the last month with previous month and previous year comparison


	Individual licence applications	Dealers licence applications	Visitors licence applications	Endorsement applications	Licences suspended	Licences revoked	Import applications
September 2024	2,025	37	28	261	96	46	186
August 2024	2,160	35	19	277	108	55	222
September 2023	1,712	51	31	434	141	88	242

Demographics of firearms licence holders

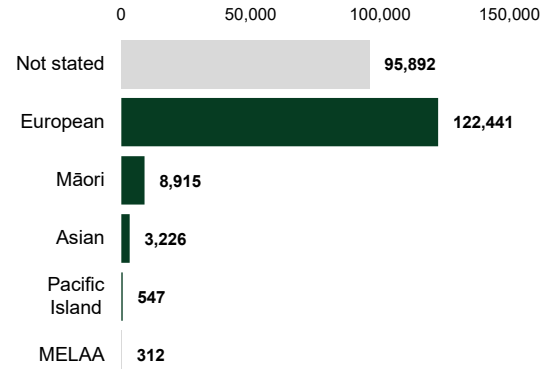
Active licence holders current age



Active licence holders gender



Active licence holders ethnicity



Caveats:

Data contained in this document is drawn from a dynamic operational database and is subject to change as new information is recorded or updated. Information is current as at date indicated at the top of this document. For further detailed information on the subjects above please refer to the supplementary spreadsheet. 'Active' licences refer to any individual, visitor or dealer licence holder who is legally allowed to possess firearms due to holding a current firearms licence. Licences represented as 'Overseas' are any licences held by individuals who are currently residing overseas but maintain their New Zealand firearms licence or hold a Visitors licence. Licences represented as 'Non-geocoded' are any licences where the geographical coordinates of the address do not map directly to a district however Police still have the address of each individual. Individuals may hold more than one 'endorsement type'. Individual, Visitor and Endorsement licence applications processed in the last month refer to those where a licence or endorsement have been issued and does not include applications that have been refused or withdrawn. Dealer licence applications processed in the last month includes dealer applications that have been approved and a firearms licence card issued. Import applications processed in the last month refer to all individual import permits processed regardless of whether a permit has been issued or not. Licences suspended and revoked in the last month is based on a point in time status change to either a revoked or suspended status. This is not indicative of the current status of the licence i.e if a suspended licence has subsequently been revoked or made current. Visitor licences are included in the 'Active individual firearms licence holders by Police District' and 'Active licence holders' tables. Ethnicities included in 'MELAA' category include Latin American/Hispanic, Middle Eastern, Native American and African origin. Firearms and Firearm Parts Registered includes those that have been registered and physically exist in New Zealand.